

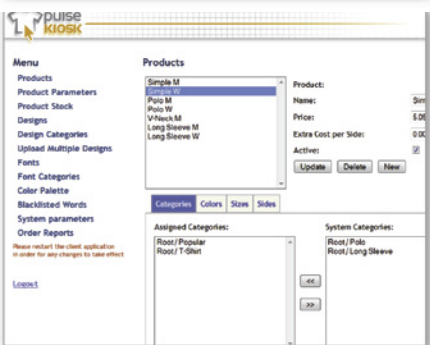





Made for the iPad and Android!



A quick and easy way to create intricate tshirt designs for your Direct To Garment Printer!

www.pulsekiosk.com



Intuitive Software, Easy-To-Use Features

Create complex designs in minutes using PulseKiosk™! Simply select a garment, pick a design, add text, make adjustments if you'd like to, and you're ready to print! The design effects you can create with PulseKiosk™ software are truly amazing and easy to accomplish. Easily rotate, resize text or image, add distressed mask or an outline, or change colors... create complex, artistic, personalized images easily, instead of having to learn complicated programs or spending hours creating it!

Artwork/Image Library

The software includes over 200 images from Action Illustrated. † The designs are high resolution images in png format, and are displayed in a book format that you can easily browse through and select. More designs will be made available for users to purchase soon* †. You can also use the built-in camera on the iPad, Android device etc to take a picture, customize it and instantly print on the tshirt.

Plus, you can:

Change the colors in any artwork, add transparency, etc. like in any advanced graphics program, but without the complexity!

Font Collection

With 44 unique fonts included in the software, you can create impressive text instantly. And, it is super easy to add effects like arc text, outlines, distress or change colors.

Garment Template Library

PulseKiosk™ software comes with some pre-loaded garment templates, and the user will be able to import in their own garment templates or other substrates as well. The user picks a garment template, and then can choose which part of the garment template to print on. The placement of the design on the garment template is helped by the table border that shows the area that can be imprinted.

Artwork Manipulation

There is real magic in how quickly and easily PulseKiosk™ software lets you transform a regular image to a complex, fancy design.

- Add a shadow, change the color of the shadow, adjust the size of the shadow.
- Apply a pre-designed mask over the artwork to create a shape
- Apply a distress effect to the selected artwork
- Position the artwork (centered, center horizontal, center vertical) and move up/down through the different layers created.

Customize Your Software:

You also have the ability to customize the software: how it appears, what is shown in terms of garments, designs, fonts. This can be done through the PulseKiosk™ Software Administrator.

You can:

- Add new garment templates
- Change and create new tables
- Add new fonts
- Add new design images
- Create design and font categories

That's not all!

There are other features like Save as Template, etc that make the software even more powerful.

PulseKiosk™ works with all the leading brands of Direct to Garment Printers.

* Additional purchase required.

† Requires internet connection for activation and to access certain images. Images for illustrative purposes only.



PULSE www.pulsemicro.com

©Copyright 2012 Pulse Microsystems Ltd. All rights reserved. All trademarks, brand and product names referenced are property of their respective companies.